




4 E's Leadership Enhancement Conference

(Completion rate: 100.0%)

[Edit this item»](#)




1) How satisfied were you with the registration process?

Response	Chart	Frequency	Count
Very Dissatisfied		7%	2
Dissatisfied		0%	0
Satisfied		25%	7
Very Satisfied		68%	19

Total responses: 28

[Edit this item»](#)





2)How satisfied were you with the conference material provided?

Response	Chart	Frequency	Count
Very Dissatisfied		7%	2
Dissatisfied		0%	0
Satisfied		36%	10
Very Satisfied		57%	16

Total responses: 28

[Edit this item»](#)




3) Overall, how satisfied were you with the speakers/ presenters?

Response	Chart	Frequency	Count
Very Dissatisfied		7%	2
Satisfied		11%	3
Dissatisfied		4%	1
Very Satisfied		79%	22

Total responses: 28

- [Edit this item»](#)





4)Did you feel like the length of conference sessions were too long, just about right, or too short?

Response	Chart	Frequency	Count
Too long		0%	0
Just about right		100%	28
Too short		0%	0

Total responses: 28

- [Edit this item»](#)



5)The content of conference sessions was appropriate and informative?

Response	Chart	Frequency	Count
Strongly Disagree		4%	1
Disagree		7%	2
Agree		26%	7
Strongly agree		63%	17

Total responses: 27

- [Edit this item»](#)

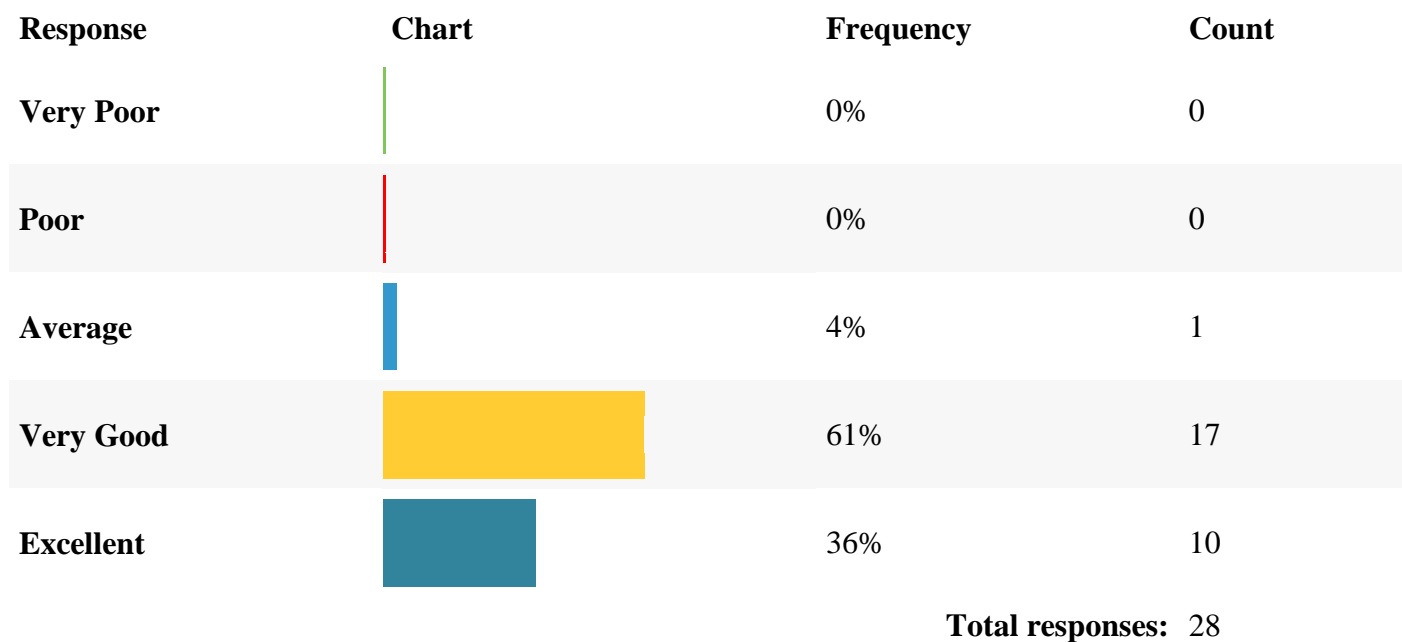
6) The conference was well organized

Response	Chart	Frequency	Count
Strongly Disagree		0%	0
Disagree		0%	0
Agree		32%	9
Strongly agree		68%	19

Total responses: 28

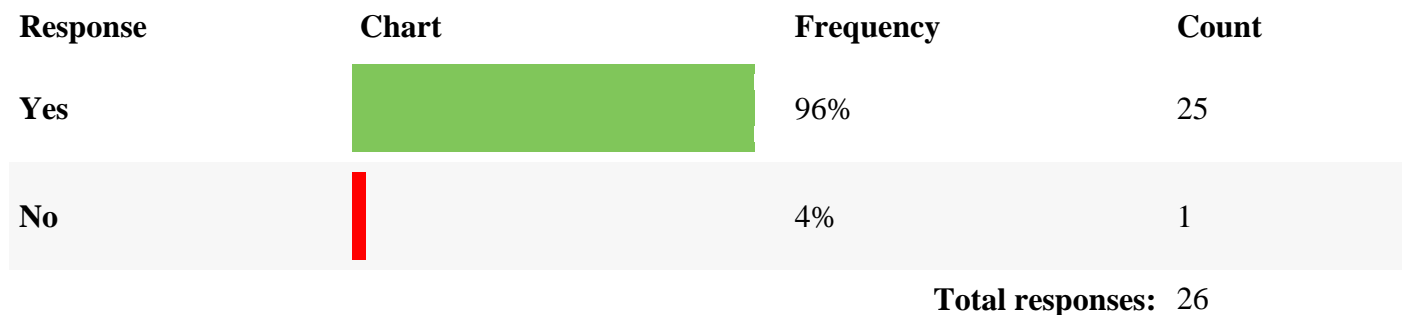
- [Edit this item»](#)

7) How would you rate this conference?



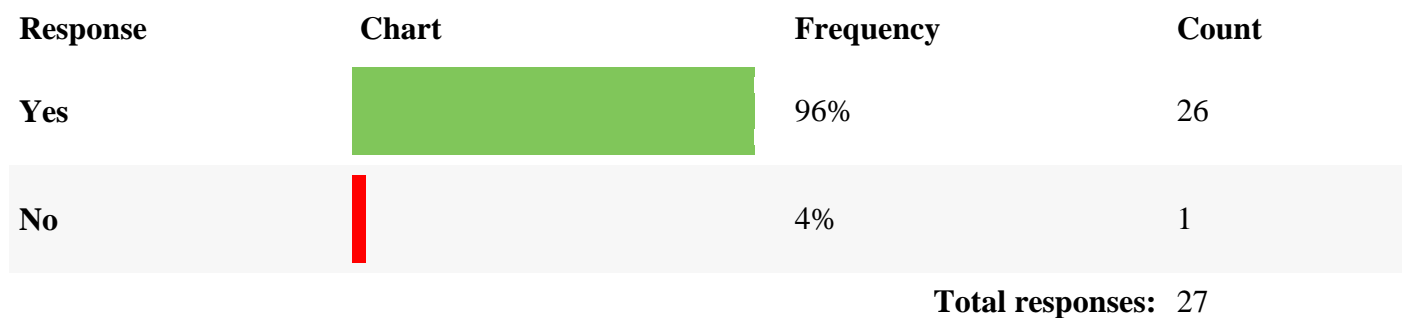
- [Edit this item»](#)

8) Did the conference meet your expectations?




- [Edit this item»](#)

9) Would you recommend this conference to others?



[Edit this item»](#)

10) Do you think the conference helped you as a leader?

Response	Chart	Frequency	Count
Yes		96%	27
No		4%	1

Total responses: 28